



Republic of the Philippines

CEBU TECHNOLOGICAL UNIVERSITY

Corner M. J. Cuenco Ave., & R. Palma St. Cebu City, Philippines

Tel. No.: (032) 402-4060 loc. 1114 E-mail address: normita.mejala@ctu.edu.ph



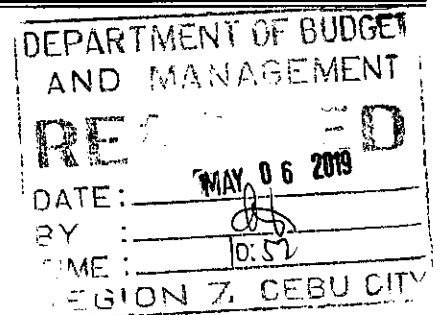
OFFICE OF THE UNIVERSITY PRESIDENT

April 29, 2019

HON. IMELDA C. LACERAS

Director IV

Department of Budget and Management
Region VII, Sudlon, Lahug, Cebu City



M a d a m:

We are transmitting herewith the URS- Generated Financial Accountability Reports (BFARS) for Fund 101 (General Fund) and Fund Code 164 of Cebu Technological University (CTU System) as of the quarter ending March 31,2019, enumerated as follows:

1. Quarterly Physical Report of Operations – BAR No.1;
2. Statement of Appropriations, Allotments, Obligations, Disbursements and Balances (SAAODB) – FAR No.1
3. Summary of Appropriations, Allotments, Obligations, Disbursements and Balances by Object of Expenditures – FAR No. 1-A
4. List of Allotments and Sub Allotments – FAR 1-B
5. Statements of Approved Allotments, Obligations and Balances – FAR No. 2
6. Summary of Approved Budget, Utilizations, Disbursements and Balances by Object of Expenditures – FAR No. 2-A
7. Monthly Report of Disbursements – FAR No. 4 and
8. Quarterly Disbursements and Other Receipts – FAR No. 5

This is in compliance with COA – DBM Joint Circular Number 2014 – 1 dated July 2, 2014.

Very truly yours,


ROSEIN A. ANCHETA JR., P.E., , D.M., Ph. D.
University President

Particulars	UACS CODE	Authorized Appropriation	Adjustments (Transfer To/From, Reassignment)	Budgetary Adjustments	Allotments Received	Adjustments (Withdrawal, Reassignment)	Transfer To	Transfer From	Adjusted Total Allotments	1st Qv End Marc	2nd Quarter Ending June 30	3rd Quarter Ending Sept. 30	4th Quarter Ending Dec. 31	Total	1st Quarter Ending March 31	2nd Quarter Ending June 30	3rd Quarter Ending Sept. 30	4th Quarter Ending Dec. 31	Total	Unreleased Appropriations	Unobligated Allotment	(15-20) = (23+24)	
																						20=	21=
GRAND TOTAL																							
PS																							
MOOE																							

Certified Correct:

Erika A. Sacko
 Erika A. Sacko
 Budget Officer
 Date: 26/Apr/2019

Certified Correct:

Normita Mejala
 Normita Mejala
 Chief Accountant
 Date:

Recommended By:

Normita Mejala
 Normita Mejala
 Director, FMS
 Date: 26/Apr/2019

Approved By:

Ancheita Rose Jr.
 Ancheita Rose Jr.
 Agency Head/Department
 Date: 26/Apr/2019

This report was generated using the Unified Reporting System on 26/04/2019 14:17


STATEMENT OF APPROPRIATIONS, ALLOTMENTS, OBLIGATIONS, DISBURSEMENTS AND BALANCES
As of the Quarter Ending March 31, 2019

Authorization: 02 - Continuing Appropriations
 Report Status: SUBMITTED

Department: State Universities and Colleges (SUCs)
 Agency: Cebu Technological University
 Operating Unit: N/A
 Organization Code (UACS): 080710000000
 Fund Cluster: 01 - Regular Agency Fund

Particulars	UACS CODE	Appropriation			Allotments					Current Year Obligations				Current Year Disbursements				Balances						
		Authorized Appropriation	Adjustments (Transfer To)/From, Realignment	Adjusted Appropriations	Allotments Received	Adjustments (Withdrawal, Realignment)	Transfer To	Transfer From	Adjusted Total Allotments	1st Quarter Ending March 31	2nd Quarter Ending June 30	3rd Quarter Ending Sept. 30	4th Quarter Ending Dec. 31	Total	1st Quarter Ending March 31	2nd Quarter Ending June 30	3rd Quarter Ending Sept. 30	4th Quarter Ending Dec. 31	Total	Unreleased Appropriations	Unobligated Allotment	Unpaid Obligations (5-23) = (23+24)		
																						Due and Demandable	Not Yet Due and Demandable	
				5=4	6	7	8	9	10=(7+8+9)	11	12	13	14	15=(11+12+13+14)	16	17	18	19	20=(16+17+18+19)	21=(5-19)	22=(6-16)	23	24	
I. Agency Specific Budget	01102101	107,000.00		107,000.00	107,000.00				107,000.00	90,800.00				90,800.00										90,800.00
Specific Budgets of National Government Agencies	30000000000000	107,000.00		107,000.00	107,000.00				107,000.00	90,800.00				90,800.00										90,800.00
Operations	31000000000000	107,000.00		107,000.00	107,000.00				107,000.00	90,800.00				90,800.00										90,800.00
DD : Relevant and quality tertiary education ensured to achieve inclusive growth and access of deserving but poor students to quality tertiary education increased	31010000000000	107,000.00		107,000.00	107,000.00				107,000.00	90,800.00				90,800.00										90,800.00
HIGHER EDUCATION PROGRAM	31010000000000	107,000.00		107,000.00	107,000.00				107,000.00	90,800.00				90,800.00										90,800.00
Locally-Funded Project(s)	31010020000000	107,000.00		107,000.00	107,000.00				107,000.00	90,800.00				90,800.00										90,800.00
Provision for the Continued Operation of CTU Extension Campus in Mountain Barangays including purchase of Equipment, Furnitures and Fixtures	310100200001000	107,000.00		107,000.00	107,000.00				107,000.00	90,800.00				90,800.00										90,800.00
CO		107,000.00		107,000.00	107,000.00				107,000.00	90,800.00				90,800.00										90,800.00
Sub-Total, Agency-Specific		107,000.00		107,000.00	107,000.00				107,000.00	90,800.00				90,800.00										90,800.00
CO		107,000.00		107,000.00	107,000.00				107,000.00	90,800.00				90,800.00										90,800.00
II. Automatic Appropriations																								90,800.00
III. Special Purpose Fund		107,000.00		107,000.00	107,000.00				107,000.00	90,800.00				90,800.00										90,800.00
GRAND TOTAL		107,000.00		107,000.00	107,000.00				107,000.00	90,800.00				90,800.00										90,800.00
CO		107,000.00		107,000.00	107,000.00				107,000.00	90,800.00				90,800.00										90,800.00


Certified Correct:


 Emma R. Sacan
 Budget Officer
 Date: 26/Apr/2019

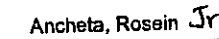
Certified Correct:


 Jan Mijales
 Chief Accountant
 Date:

Recommended By:


 Mejala, Normita
 Director, FMS
 Date: 26/Apr/2019

Approved By:


 Ancheta, Rosein Jr.
 Agency Head/Department
 Date: 26/Apr/2019

SUMMARY OF APPROPRIATIONS, ALLOTMENTS, OBLIGATIONS AND BALANCES BY OBJECT OF EXPENDITURES
As of the Quarter Ending March 31, 2019

Authorization: 01 - Current Year Appropriations
Report Status: SUBMITTED

Department: State Universities and Colleges (SUCs)
Agency: Cebu Technological University
Operating Unit: N/A
Organization Code (UACS): 08071000000
Fund Cluster: 01 - Regular Agency Fund

Particulars	UACS CODE	Appropriation			Allotments					Current Year Obligations				Current Year Disbursements				Balances						
		Authorized Appropriation	Adjustments (Transfer To/From, Realignment)	Adjusted Appropriations	Allotments Received	Adjustments (Withdrawal, Realignment)	Transfer To	Transfer From	Adjusted Total Allotments	1st Quarter Ending March 31	2nd Quarter Ending June 30	3rd Quarter Ending Sept. 30	4th Quarter Ending Dec. 31	Total	1st Quarter Ending March 31	2nd Quarter Ending June 30	3rd Quarter Ending Sept. 30	4th Quarter Ending Dec. 31	Total	Unreleased Appropriations	Unobligated Allotment	Unpaid Obligations (15-20) = (23+24)	Due and Demandable	Not Yet Due and Demandable
										11	12	13	14	15 = (11+12+13+14)	16	17	18	19	20 = (16+17+18+19)	21=(5-10)	22=(10-15)	23	24	
I. Agency Specific Budget																								
Specific Budgets of National Government Agencies	01101101								158,029,075.42					158,029,075.42	158,029,075.42					158,029,075.42		(158,029,075.42)		
Personnel Services									135,363,815.08					135,363,815.08	135,363,815.08					135,363,815.08		(135,363,815.08)		
Salaries and Wages	501010000								113,313,822.77					113,313,822.77	113,313,822.77					113,313,822.77		(113,313,822.77)		
Salaries and Wages - Regular	501010100								112,852,438.23					112,852,438.23	112,852,438.23					112,852,438.23		(112,852,438.23)		
Basic Salary - Civilian	501010101								451,484.54					451,484.54	451,484.54					451,484.54		(451,484.54)		
Salaries and Wages - Casual/Contractual	501010200								451,484.54					451,484.54	451,484.54					451,484.54		(451,484.54)		
Salaries and Wages - Casual/Contractual	501010200								19,861,828.82					19,861,828.82	19,861,828.82					19,861,828.82		(19,861,828.82)		
Other Compensation	501029000								7,858,979.28					7,858,979.28	7,858,979.28					7,858,979.28		(7,858,979.28)		
Personal Economic Relief Allowance (PERA)	501029100								90,000.00					90,000.00	90,000.00					90,000.00		(90,000.00)		
PERA - Civilian	501029101								90,000.00					90,000.00	90,000.00					90,000.00		(90,000.00)		
Representation Allowance (RA)	501029200								90,000.00					90,000.00	90,000.00					90,000.00		(90,000.00)		
Representation Allowance (RA)	501029200								90,000.00					90,000.00	90,000.00					90,000.00		(90,000.00)		
Transportation Allowance (TA)	501029300								90,000.00					90,000.00	90,000.00					90,000.00		(90,000.00)		
Transportation Allowance (TA)	501029301								90,000.00					90,000.00	90,000.00					90,000.00		(90,000.00)		
Clothing/Uniform Allowance	501029400								6,168,000.00					6,168,000.00	6,168,000.00					6,168,000.00		(6,168,000.00)		
Clothing/Uniform Allowance - Civilian	501029401								6,168,000.00					6,168,000.00	6,168,000.00					6,168,000.00		(6,168,000.00)		
Subsistence Allowance (SA)	501029500								64,261.39					64,261.39	64,261.39					64,261.39		(64,261.39)		
Subsistence Allowance - Magna Carta for Public Health Workers under R.A. 7305	501029503								64,261.39					64,261.39	64,261.39					64,261.39		(64,261.39)		
Laundry Allowance (LA)	501029600								7,200.00					7,200.00	7,200.00					7,200.00		(7,200.00)		
Laundry Allowance - Magna Carta Benefits for Public Health Workers under R.A. 7305	501029604								7,200.00					7,200.00	7,200.00					7,200.00		(7,200.00)		
Honoraria	501021000								4,421,038.19					4,421,038.19	4,421,038.19					4,421,038.19		(4,421,038.19)		
Honoraria - Civilian	501021001								4,421,038.19					4,421,038.19	4,421,038.19					4,421,038.19		(4,421,038.19)		
Overtime and Night Pay	501021300								1,162,347.96					1,162,347.96	1,162,347.96					1,162,347.96		(1,162,347.96)		
Overtime Pay	501021301								1,162,347.96					1,162,347.96	1,162,347.96					1,162,347.96		(1,162,347.96)		
Personnel Benefit Contributions	501030000								396,500.00					396,500.00	396,500.00					396,500.00		(396,500.00)		
Pag-IBIG Contributions	501030200								396,500.00					396,500.00	396,500.00					396,500.00		(396,500.00)		
Pag-IBIG - Civilian	501030201								396,500.00					396,500.00	396,500.00					396,500.00		(396,500.00)		
PhilHealth Contributions	501030300								1,350,065.49					1,350,065.49	1,350,065.49					1,350,065.49		(1,350,065.49)		
PhilHealth - Civilian	501030301								1,350,065.49					1,350,065.49	1,350,065.49					1,350,065.49		(1,350,065.49)		
Employees Compensation Insurance Premiums (EPIP)	501030400								396,500.00					396,500.00	396,500.00					396,500.00		(396,500.00)		
EPIP - Civilian	501030401								396,500.00					396,500.00	396,500.00					396,500.00		(396,500.00)		
Other Personnel Benefits	501049000								35,000.00					35,000.00	35,000.00					35,000.00		(35,000.00)		
Other Personnel Benefits	501049000								35,000.00					35,000.00	35,000.00					35,000.00		(35,000.00)		
Other Personnel Benefits	501049000								35,000.00					35,000.00	35,000.00					35,000.00		(35,000.00)		
Other Personnel Benefits	501049009								35,000.00					35,000.00	35,000.00					35,000.00		(35,000.00)		
Maintenance and Other Operating Expenses									22,665,260.34					22,665,260.34	22,665,260.34					22,665,260.34		(22,665,260.34)		
Traveling Expenses	502010000								2,067,574.29					2,067,574.29	2,067,574.29					2,067,574.29		(2,067,574.29)		
Traveling Expenses - Local	502010100								1,951,972.29					1,951,972.29	1,951,972.29					1,951,972.29		(1,951,972.29)		
Traveling Expenses - Local	502010100								1,951,972.29					1,951,972.29	1,951,972.29					1,951,972.29		(1,951,972.29)		
Traveling Expenses - Foreign	502010200								115,602.00					115,602.00	115,602.00					115,602.00		(115,602.00)		
Traveling Expenses - Foreign	502010200								115,602.00					115,602.00	115,602.00					115,602.00		(115,602.00)		
Training and Scholarship Expenses	502020000								1,992,116.00					1,992,116.00	1,992,116.00					1,992,116.00		(1,992,116.00)		
Training Expenses	502020100								1,992,116.00					1,992,116.00	1,992,116.00					1,992,116.00		(1,992,116.00)		
Training Expenses	502020100								1,992,116.00					1,992,116.00	1,992,116.00					1,992,116.00		(1,992,116.00)		
Supplies and Materials Expenses	502030000								5,990,563.27					5,990,563.27	5,990,563.27					5,990,563.27		(5,990,563.27)		
Office Supplies Expenses	502030100								2,013,860.34					2,013,860.34	2,013,860.34					2,013,860.34		(2,013,860.34)		
Office Supplies Expenses	502030100								2,013,860.34					2,013,860.34	2,013,860.34					2,013,860.34		(2,013,860.34)		
Drugs and Medicines Expenses	502030700								274,128.55					274,128.55	274,128.55					274,128.55		(274,128.55)		
Drugs and Medicines Expenses	502030700								274,128.55					274,128.55	274,128.55					274,128.55		(274,128.55)		
Medical, Dental and Laboratory Supplies Expenses	502030800								145,850.00					145,850.00	145,850.00					145,850.00		(145,850.00)		
Medical, Dental and Laboratory Supplies Expenses	502030800								145,850.00					145,850.00	145,850.00					145,850.00		(145,850.00)		
Fuel, Oil and Lubricants Expenses	502030900								44,364.90					44,364.90	44,364.90					44,364.90		(44,364.90)		
Fuel, Oil and Lubricants Expenses	502030900								44,364.90					44,364.90	44,364.90					44,364.90		(44,364.90)		
Other Supplies and Materials Expenses	502039000								3,112,358.48					3,112,358.48	3,112,358.48					3,112,358.48		(3,112,358.48)		
Other Supplies and Materials Expenses	502039000								3,112,358.48					3,112,358.48	3,112,358.48					3,11				

Particulars	UACS CODE	Appropriation			Allotments					Adjusted Total Allotments	1st Quarter Ending March 31	2nd Quarter Ending June 30	3rd Quarter Ending Sept. 30	4th Quarter Ending Dec. 31	Total	Unreleased Appropriations	Unobligated Allotment	Variance (15-20) & (23-24)		
		Authorized Appropriation	Adjustments (Transfer To/From, Realignment)	Adjusted Appropriations	Allotments Received	Adjustments (Withdrawal, Realignment)	Transfer To	Transfer From	15									20	23	24
Awards/Rewards Expenses	5020601000									21,000.00					21,000.00	21,000.00				
Awards/Rewards Expenses	5020601001									21,000.00					21,000.00	21,000.00				
Confidential, Intelligence and Extraordinary Expenses	5021000000									45,000.00					45,000.00	45,000.00				
Extraordinary and Miscellaneous Expenses	5021000000									45,000.00					45,000.00	45,000.00				
Extraordinary and Miscellaneous Expenses	5021000000									45,000.00					45,000.00	45,000.00				
Professional Services	5021100000									1,732,206.21					1,732,206.21	1,732,206.21				
Other Professional Services	5021180000									1,732,206.21					1,732,206.21	1,732,206.21				
Other Professional Services	5021180000									203,736.85					203,736.85	203,736.85				
General Services	5021200000									203,736.85					203,736.85	203,736.85				
Other General Services	5021290000									203,736.85					203,736.85	203,736.85				
Other General Services	5021290000									3,761,667.76					3,761,667.76	3,761,667.76				
Repairs and Maintenance	5021300000									3,135,406.61					3,135,406.61	3,135,406.61				
Repairs and Maintenance - Buildings and Other Structures	5021304000									288,490.00					288,490.00	288,490.00				
Buildings	5021304001									2,836,916.61					2,836,916.61	2,836,916.61				
School Buildings	5021304002									275,070.00					275,070.00	275,070.00				
Repairs and Maintenance - Machinery and Equipment	5021305000									275,070.00					275,070.00	275,070.00				
Office Equipment	5021305002									351,191.15					351,191.15	351,191.15				
Repairs and Maintenance - Transportation Equipment	5021306000									351,191.15					351,191.15	351,191.15				
Motor Vehicles	5021306001									713,278.27					713,278.27	713,278.27				
Taxes, Insurance Premiums and Other Fees	5021500000									21,000.00					21,000.00	21,000.00				
Taxes, Duties and Licenses	5021501000									21,000.00					21,000.00	21,000.00				
Taxes, Duties and Licenses	5021501001									55,500.00					55,500.00	55,500.00				
Fidelity Bond Premiums	5021502000									55,500.00					55,500.00	55,500.00				
Fidelity Bond Premiums	5021502000									636,778.27					636,778.27	636,778.27				
Insurance Expenses	5021503000									636,778.27					636,778.27	636,778.27				
Insurance Expenses	5021503000									1,788,788.20					1,788,788.20	1,788,788.20				
Other Maintenance and Operating Expenses	5022900000									47,820.00					47,820.00	47,820.00				
Advertising Expenses	5022901000									47,820.00					47,820.00	47,820.00				
Advertising Expenses	5022901000									273.00					273.00	273.00				
Printing and Publication Expenses	5022902000									273.00					273.00	273.00				
Printing and Publication Expenses	5022902000									375,630.30					375,630.30	375,630.30				
Representation Expenses	5022903000									375,630.30					375,630.30	375,630.30				
Representation Expenses	5022903000									125,000.00					125,000.00	125,000.00				
Membership Dues and Contributions to Organizations	5022906000									125,000.00					125,000.00	125,000.00				
Membership Dues and Contributions to Organizations	5022906000									1,240,062.90					1,240,062.90	1,240,062.90				
Other Maintenance and Operating Expenses	5022999000									1,240,062.90					1,240,062.90	1,240,062.90				
Other Maintenance and Operating Expenses	5022999000																			
I. Automatic Appropriations										13,608,556.27					13,608,556.27	13,608,556.27				
Retirement and Life Insurance Premiums	01104162									13,608,556.27					13,608,556.27	13,608,556.27				
Personnel Services										13,608,556.27					13,608,556.27	13,608,556.27				
Personnel Benefit Contributions	5010300000									13,608,556.27					13,608,556.27	13,608,556.27				
Retirement and Life Insurance Premiums	5010301000									13,608,556.27					13,608,556.27	13,608,556.27				
Retirement and Life Insurance Premiums	5010301000									13,608,556.27					13,608,556.27	13,608,556.27				
GRAND TOTAL										171,637,631.69					171,637,631.69	171,637,631.69				
Grand Total																				

Certified Correct:

EMMA R. SACRA
 Agency Budget Officer
 Date: 26/Apr/2019

Certified Correct:

San Tomjela
 Agency Chief Accountant
 Date:

Recommended By:

Mejela
 Mejela, Normita
 Director, FMS
 Date: 26/Apr/2019

Approved By:

Anchora Roseira
 Anchora, Roseira J.
 Head of Agency or Authorized Representative
 Date: 26/Apr/2019

This report was generated using the Unified Reporting System on 26/04/2019 14:21

MONTHLY REPORT OF DISBURSEMENTS
For the month of January, 2019

Department: State Universities and Colleges (SUCs)					Agency: Cebu Technological University										Operating Unit: N/A														
Organization Code (UACS): 080710000000					Fund Cluster: D1 - Regular Agency Fund										Report Status: SUBMITTED														
PARTICULARS	CURRENT YEAR BUDGET					PRIOR YEAR'S ACCOUNTS PAYABLE					CURRENT YEAR'S ACCOUNTS PAYABLE					SUB-TOTAL	TRUST LIABILITIES				GRAND TOTAL				REMARKS				
	PS	MOOE	Fin. Exp	CO	TOTAL	PS	MOOE	Fin. Exp	CO	Sub-Total	TOTAL	PS	MOOE	Fin. Exp	CO		Sub-Total	TOTAL	PS	MOOE	Fin. Exp	CO	TOTAL						
	1	2	3	4	5	6	7	8	9	10	11	12	13	14	15		16	17	18	19	20	21	22	23		24			
Notice of Cash Allocation (NCA)	48,065,411.62	6,026,000.33			54,091,411.95													55,092,411.95	7,122,955.63			7,122,955.63	56,189,267.25	6,026,000.33			62,215,267.58		
MDS Checks Issued	4,016,135.01	3,787,608.81			7,803,743.82													7,803,743.82	7,122,955.63			7,122,955.63	4,016,135.01	3,787,608.81			7,803,743.82		
Advice to Debit Account	45,050,276.61	2,238,391.52			47,288,668.13													47,288,668.13	7,122,955.63			7,122,955.63	52,173,232.24	2,238,391.52			54,411,623.76		
Notice of Transfer of Allocation (NTA)																													
MDS Checks Issued																													
Advice to Debit Account																													
Working Fund (NCA Issued to BTI)																													
Tax Remittance Advice Issued (TRA)	2,281,679.96	683,835.63			2,965,515.59													2,965,515.59					2,281,679.96	683,835.63			2,965,515.59		
Cash Disbursement Ceiling (CDC)																													
Non-Cash Availment Authority (NCAA)																													
Others (COT, BT, Deca Stamp, etc.)																													

Summary

PARTICULARS	PREVIOUS REPORT	CURRENT MONTH	AS OF DATE
(1)	(2)	(3)	(4)
Total Disbursement Authorities Received			
NCA		55,092,411.95	55,092,411.95
Working Fund			
TRA		2,965,515.59	2,965,515.59
CDC			
NCAA			
Others (COT, BT, Deca Stamp, etc.)			
Less: Notice of Transfer Allocations (NTA) Issued			
Total Disbursements Authorities Available		58,058,027.54	58,058,027.54
Less:			
Lapsed NCA			
Disbursements		65,180,983.17	65,180,983.17
Balance of Disbursements Authorities as of date		(7,122,955.63)	(7,122,955.63)
Total Disbursements Program			
Less: * Actual Disbursements		65,180,983.17	65,180,983.17
(Over)/Under spending-		(65,180,983.17)	(65,180,983.17)

Certified Correct:

Juan Santos
Santos, Gliminarde
Agency Chief Accountant

Date: 26/Apr/2019

Approved By:

Ancheta Rosein
Ancheta Rosein
Head of Agency or Authorized Representative

Date: 26/Apr/2019

QUARTERLY REPORT OF REVENUE AND OTHER RECEIPTS
As of the Quarter Ending March 31, 2019
(In Pesos)

Department: State Universities and Colleges (SUCs)		Agency: Cebu Technological University							Report Status: SUBMITTED		Organization Code (UACS): 080710000000		VARIANCE		REMARKS
Operating Unit: N/A		ACTUAL REVENUE AND OTHER RECEIPTS COLLECTIONS					CUMULATIVE REMITTANCE /DEPOSITS TO DATE			Amount	%				
CLASSIFICATION / SOURCES OF REVENUE AND OTHER RECEIPTS	UACS Code	REVENUE TARGET (Annual)	1st Quarter	2nd Quarter	3rd Quarter	4th Quarter	TOTAL	Remittance to BT	Deposited with AGDB	Total	12=(8-3)	13=(12/3)	14		
1	2	3	4	5	6	7	8=(4+5+6+7)	9	10	11=(9+10)					
General Fund (formerly Fund 101)															
Special Account in the General Fund (formerly Fund 105, 183, 401, 151-159)							1,006,324.05				(2,993,675.95)		-0.75		
Off-Budget Accounts (formerly Fund 161 to 164, etc.)											(879,472.50)		-0.8		
Registration Fees	4020102000	4,000,000.00	1,006,324.05				220,527.50				(679,472.50)		-0.8		
Clearance Fees	4020104001	1,100,000.00	220,527.50				220,527.50				(1,068,460.00)		-0.95		
Certification Fees	4020104002	1,100,000.00	220,527.50				61,540.00				(186,925.00)		-0.93		
Other Verification and Authentication Fees	4020111099	1,150,000.00	61,540.00				13,075.00				(885,010.00)		-0.98		
Other Processing Fees	4020113099	200,000.00	13,075.00				14,990.00				(7,575,712.36)		-0.76		
Fines and Penalties - Service Income	4020114000	900,000.00	14,990.00				2,424,287.64				65,868,331.69		0.19		
Other Service Income	4020199099	10,000,000.00	2,424,287.64				415,868,331.69				(57,866,321.47)		-0.58		
Tuition Fees	4020201001	350,000,000.00	415,868,331.69				42,133,678.53				(589,780.00)		-0.51		
Income Collected from Students	4020201002	100,000,000.00	42,133,678.53				560,220.00				5,275,272.69		5.28		
Examination Fees	4020203000	1,150,000.00	560,220.00				6,275,272.69				(23,292.23)		-0.09		
Seminar/Training Fees	4020204000	1,000,000.00	6,275,272.69				226,707.77				398,448.55		1.59		
Rent/Lease Income	4020205000	250,000.00	226,707.77				648,448.55				(68,189,572.26)		-0.99		
Income from Hostels/Dormitories and other Like facilities	4020213000	250,000.00	648,448.55				1,810,427.74				2,000,230.00				
Other Business Income	4020299099	100,000,000.00	1,810,427.74				2,000,230.00				73,038,334.99				
Income from Grants and Donations in Cash	4040201000		2,000,230.00				73,038,334.99								
Miscellaneous Income	4060999000		73,038,334.99								(24,577,076.35)		-0.04		
Custodial Funds (formerly Fund 101-164, 167)															
TOTAL		571,100,000.00	546,522,923.65												

Certified Correct:

[Signature]
 Santos, Gilmarde

Agency Chief Accountant

Date: 22/Apr/2019

Approved By:

[Signature]
 Ancheta, Rosein Jr
 Head of Agency/Department
 Secretary

Date: 26/Apr/2019

This report was generated using the Unified Reporting System on 26/04/2019 14:27